



## Accommodation Sheet

### General information

Accommodation name	The Sense Experience Resort
Typology	Resort
Address	Viale Italia 315
City	Pratoranieri, Follonica (GR)
Contacts	Tel. +39 0566280035 <a href="mailto:booking@thesenseresort.it">booking@thesenseresort.it</a>
Website	<a href="https://www.thesenseresort.it/">https://www.thesenseresort.it/</a>
WCAG 2.1 compliant accessible website	NO
Online bookings	YES
Short description	Set in a 5-hectare pine forest along a private beach on the Tyrrhenian coast, this chic resort is 4 km from Follonica Train Station and 5 km from the town centre

TESTED AND REVIEWED BY: [Handy Superabile Social Promotion Association](#) in 2024

**Please note** The following information refers to the date of verification shown at the bottom of each sheet. The Association is not responsible for any significant changes made by the property after the visit.





---

## Summary

Accommodation Sheet.....	1
General information .....	1
Arrival at the property.....	3
How to reach the property.....	3
Pathway from the private/public car park to the entrance .....	4
Entrance to the structure.....	4
Hall - Reception .....	5
Rooms/apartments .....	6
Rooms/apartments adapted for guests with reduced mobility.....	6
Toilet facilities in the guest room for guests with reduced mobility.....	9
Bar/restaurant .....	12
Internal pathways and common services .....	15
Internal pathways.....	15
Communal toilets .....	16
Swimming pool .....	19
Beach.....	20
Medical practices/healthcare facilities.....	22





## Arrival at the property

### How to reach the property

By car	<p>From the north-west (Turin - Genoa - Ventimiglia): A12 motorway mandatory exit (Rosignano), when you cross the S.S. Aurelia take the direction of Grosseto and exit at Follonica Nord.</p> <p>From the north-east (Venice - Bologna - Trieste): A1 motorway to Firenze Signa take the FI-PI-LI towards Livorno, at Collesalveti take the A12 towards Rome, then exit at Rosignano, then take the S.S. Aurelia towards Grosseto and exit at Follonica Nord</p> <p>From the South (Naples - Bari): A1 or A24 to Rome, then the A12 to Civitavecchia where you then take the S.S, Aurelia northbound, until you reach Prato Ranieri.</p>
By plane	
Assistance service for people with disabilities	YES
Embarkation/disembarkation of passengers with reduced mobility	with courtesy chair and ambulift /Finger
Tactile paths for the blind and visually impaired	YES
There is a toilet room accessible with grab handles	YES
By train	
Nearest station	Follonica train station 3 km away
Assistance service for people with disabilities	YES





### Pathway from the private/public car park to the entrance

Presence of private parking	YES
Type of flooring of the private parking lot	asphalt
Presence of parking space reserved for people with disabilities in the private parking lot	SI num.6
Describe the route from the car park to the entrance and any critical issues	flat
Distance from parking to entrance	A few meters
	

### Entrance to the structure

There is an accessible entrance	YES main entrance
How to access the structure	<input checked="" type="checkbox"/> via 3 steps ramp 18 m long, 165 cm wide, slope 2.5 cm can be overcome by
Type of entrance door	Automatic both internal and external





Useful width of door/entrance gate	Above 90 cm
There are indicators and tactile maps	NO
	

### Hall - Reception

How to reach it from the entrance	flat
Reception desk height	72 cm
Presence of multilingual staff	YES
Type of information material	<input type="checkbox"/> YES with maps/tactile signals <input checked="" type="checkbox"/> YES with brochure
Initial assistance is provided for visitors with disabilities	<input checked="" type="checkbox"/> YES with orientation tour of the structure <input checked="" type="checkbox"/> YES with room accompaniment <input checked="" type="checkbox"/> YES with porter service
The following aids are provided for visitors with disabilities	<input type="checkbox"/> manual wheelchair <input type="checkbox"/> Crutches <input type="checkbox"/> Comfortable shower chair
The staff followed a <b>training course</b> on welcoming people with different disabilities	NO





## Rooms/apartments

### Rooms/apartments adapted for guests with reduced mobility

Number and type of rooms/apartments equipped/usable by people with reduced mobility	<input checked="" type="checkbox"/> Rooms Num . 8
Access to room no. 819	<input checked="" type="checkbox"/> flat






<p>Type of entrance door</p>	<p>with lever handle</p>
<p>Usable width of entrance door</p>	<p>156 cm</p>
<p>Bed type and height</p>	<p>double bed 56 cm high</p>
<p>Free spaces on the sides of the bed</p>	<p>left Above 100 cm right 100 cm frontal Above 100 cm</p>
<p>Cabinet Type</p>	<p>without doors</p>
<p>Free space under the desk</p>	<p>75 cm</p>
<p>In-room options are available</p>	<ul style="list-style-type: none"> <li><input checked="" type="checkbox"/> safe</li> <li><input checked="" type="checkbox"/> minibar</li> <li><input checked="" type="checkbox"/> Water Kettle</li> </ul>







Access to room no. 159	<input checked="" type="checkbox"/> by elevator Cab width 88 cm, cabin depth 130 cm, call button height 100/125 cm, height of the highest button keypad 125
Type of entrance door	With magnetic card
Usable width of entrance door	87 cm
Bed type and height	double bed 58 cm high
Free spaces on the sides of the bed	left Above 100 cm right 88 Cm frontal Above 100 cm
Cabinet Type	without doors
Free space under the desk	75 cm
In-room options are available	<input checked="" type="checkbox"/> safe <input checked="" type="checkbox"/> minibar <input checked="" type="checkbox"/> Water Kettle <input type="checkbox"/> Iron
There is a terrace/balcony/garden (useful door width)	balcony with door width 120 cm
How to access	via 1 cm high step inside and 1.5 outside
	





## Toilet facilities in the guest room for guests with reduced mobility

Access to room room no. 819	flat
Usable width of the entrance door	79 cm
Type of door	flowing
Toilet height	52 cm
Toilet seat with open front tooth	YES
Support handles	to the right of the toilet
Flexible shower on the side of the toilet	YES
Free space on the sides of the toilet	left 25 cm right Above 90 cm frontal 44 cm
Electric doorbell/telephone on the side of the toilet	YES
Washbasin with space underneath for wheelchair approach	Above 70 cm
Height from the ground lower edge mirror	100 cm
	
<b>Accessible shower</b> available for guests with reduced mobility	YES flush with the floor
Type of shower	With walls and 84 cm opening





Shower chair	Foldable 49 cm high and dimensions 39 cm x 37 cm
Support handle	NO
Presence of shower head or sliding rails	Ups and downs with lowest point height 90 cm
Electric doorbell/telephone on the side of the shower	YES but not reachable from the ground

Access to room room no. 159	flat
Usable width of the entrance door	80 cm
Type of door	flowing
Toilet height	52 cm
Toilet seat with open front tooth	YES
Support handles	on both sides
Flexible shower on the side of the toilet	YES
Free space on the sides of the toilet	left Above 100 cm right 21 cm frontal 44 cm
Electric doorbell/telephone on the side of the toilet	YES
Washbasin with space underneath for wheelchair approach	Above 70 cm
Height from the ground lower edge mirror	100 cm
Eventual notes	







<p><b>Accessible shower</b> available for guests with reduced mobility</p>	<p>YES flush with the floor</p>
<p>Type of shower</p>	<p>open type</p>
<p>Shower chair</p>	<p>Foldable 49 cm high and dimensions 39 cm x 37 cm</p>
<p>Support handle</p>	<p>NO</p>
<p>Presence of shower head or sliding rails</p>	<p>Ups and downs with lowest point height 90 cm</p>
<p>Electric doorbell/telephone on the side of the shower</p>	<p>NO</p>






## Bar/restaurant

Type of venue	Bar/restaurant
Access to the premises	<input checked="" type="checkbox"/> flat
Useful width of door/entrance gate	It is without doors
Bar counter height	160 cm
Types of tables	with central support
Space under floor tables	72 cm
Availability of high chairs for babies	NO
There are toilets that can be used by a guest with reduced mobility (see "accessible toilets in the internal paths and common services)	NO
	









Type of venue	Restaurant
Access to the premises	<input checked="" type="checkbox"/> flat
Useful width of door/entrance gate	Above 90 cm
Height of the buffet counter	94 cm high
Types of tables	with central support
Space under floor tables	65 cm
Availability of high chairs for babies	YES
Table service for people with disabilities	Choose an item.





<p>Availability of foods for celiacs</p>	<p><input checked="" type="checkbox"/> bread, pasta, biscuits, ice cream  <input checked="" type="checkbox"/> <input checked="" type="checkbox"/> <input checked="" type="checkbox"/>  <input checked="" type="checkbox"/> pre-packaged foods</p>
<p>There are coffee and milk dispensers</p>	<p>YES</p>
<p>A customer with reduced mobility can always reserve the same table</p>	<p>YES</p>
<p>There are toilets that can be used by a guest with reduced mobility (see "accessible toilets in the internal paths and common services)</p>	<p>YES</p>
	
	





<p>The restaurant has an outdoor veranda / dehors</p>	<p>YES with flat access</p>
<p>Types of tables</p>	<p>with central support</p>
<p>Space under floor tables</p>	<p>65 cm</p>

## Internal pathways and common services

### Internal pathways

<p>Approximate distances from the room/apartment/bungalow no. 819 visited</p>	<p>Entrance (Hall) 100 m Main restaurant 50 m</p>
---	---

Project carried out with the contribution of the





and intended for customers with disabilities up to the various main common areas	Main swimming pool 200 m Beach 180 m
Approximate distances from the room/apartment/bungalow no. 159 visited and intended for customers with disabilities up to the various main common areas	Entrance (Hall) 150 m Main restaurant 10 m Main pool 150 m Beach 30 m
Indicate whether the paths connecting with the common areas are flat or with ramps or steps, in addition to those already described	Entrance (Hall) flat Main restaurant flat Main pool with ramps Beach flat
From the visited room to the common areas there are maps and tactile signs for the blind	NO



### Communal toilets

Location of the venue	near the lobby
How to access the premises	flat
Usable width of the entrance door	of the anteroom 87 cm and of the bathroom 87 cm
Type of door	with door that can be opened outwards
Toilet height	47 cm
Toilet seat with open front tooth	YES
Support handles	on both sides
Flexible shower on the side of the toilet	YES
Free space on the sides of the toilet	left Above 90 cm right 25 cm frontal Above 90 cm
Electric doorbell/telephone on the side of the toilet	NO
Washbasin with space underneath for wheelchair approach	79 cm
Height from the ground lower edge mirror	Missing mirror

Project carried out with the contribution of the





Baby changing table	NO
	

Location of the venue	near the main restaurant
How to access the premises	flat
Usable width of the entrance door	of the bathroom 87 cm
Type of door	with door that can be opened outwards
Toilet height	47 cm
Toilet seat with open front tooth	YES
Support handles	on both sides
Flexible shower on the side of the toilet	YES
Free space on the sides of the toilet	left Above 90 cm right 25 cm frontal Above 90 cm
Electric doorbell/telephone on the side of the toilet	NO
Washbasin with space underneath for wheelchair approach	79 cm
Height from the ground lower edge mirror	Missing mirror
Baby changing table	NO





Location of the venue	near the main pool
How to access the premises	via ramp 11.90 cm long and 118 cm wide, slope of the first section of 2.5% and slope of the second section 3.5%
Usable width of the entrance door	of the bathroom 86 cm
Type of door	with door that can be opened outwards
Toilet height	52 cm
Toilet seat with open front tooth	YES
Support handles	on both sides
Flexible shower on the side of the toilet	YES
Free space on the sides of the toilet	left greater than 100 cm right 32 Cm frontal greater than 100 cm
Electric doorbell/telephone on the side of the toilet	NO
Washbasin with space underneath for wheelchair approach	80 cm
Height from the ground lower edge mirror	104 cm
Baby changing table	NO





## Swimming pool

The property has a swimming pool	for adults and for children with fresh water
Pool with heated water	YES
Access to the swimming pool	flat
Useful width of the entrance gate	Above 90 cm
Access to the pool	with ladder
Bathing aids for guests with reduced mobility	mobile lift
In the pool area there is a shower	YES flush with the floor




Project carried out with the contribution of the





## Beach


Type of beach	sand mixed with gravel
Beach access	flat
Walkway to reach the umbrellas	YES
Type of walkway	wood
Width of the walkway	90 cm



Project promoted by



Regione Toscana



Project carried out with the contribution of the



Presidenza del  
Consiglio dei Ministri  
Ministro per la disabilità



Also removable platform between the walkway and the umbrella station to facilitate passage and parking with a wheelchair	YES
Amphibious chair available for bathing people with reduced mobility owned or through bathing associations	YES
In the beach area there is a shower	YES with 12 cm high step
On the beach there are toilets that can be used by guests with reduced mobility (see internal routes and common services)	YES

### Medical practices/healthcare facilities

Hospitals near the property	<p>Sant'Andrea Hospital and Emergency Room, Viale Risorgimento 43, Massa Marittima (GR) Tel +39 0566 9091111 – 20 km</p> <p>Misericordia Hospital and Emergency Room, Via Senese 161, Grosseto Tel +39 0564 485111 - 50 km</p>
Any dialysis facilities	<p>Nephrology and dialysis unit at the Misericordia hospital in Grosseto. Tel +39 0564 485218 0564 485159 – 50 km</p> <p>Email <a href="mailto:alberto.papi@uslsudest.toscana.it">alberto.papi@uslsudest.toscana.it</a></p>
Other healthcare facilities	<p>Ambulatorio Asl, Viale Europa 5 Follonica (GR) Tel +39 0566 909111 - 3 km</p>

**TESTED AND REVIEWED BY:** [Handy Superabile Social Promotion Association](#) in 2024

